

# Incident Command System

APPLICATION TO HOPE AACR DEPLOYMENTS



# The Incident Command System

- ▶ Part of the National Incident Management System (NIMS)
- ▶ Standardized all-risk, all-hazards system for all kinds of events
- ▶ Allows Federal, State, Local and nongovernmental organizations (NGOs) to work together
- ▶ NIMS and ICS allow HOPE AACR and professional responders to work together

# Why is ICS Important?

- ▶ Maintain the safety of all responders, which includes volunteers
- ▶ Provide clear leadership and organizational structure
- ▶ Improves the effectiveness of response efforts for all agencies



# ICS Central Principles

The Incident Command System (ICS) utilizes the following principles

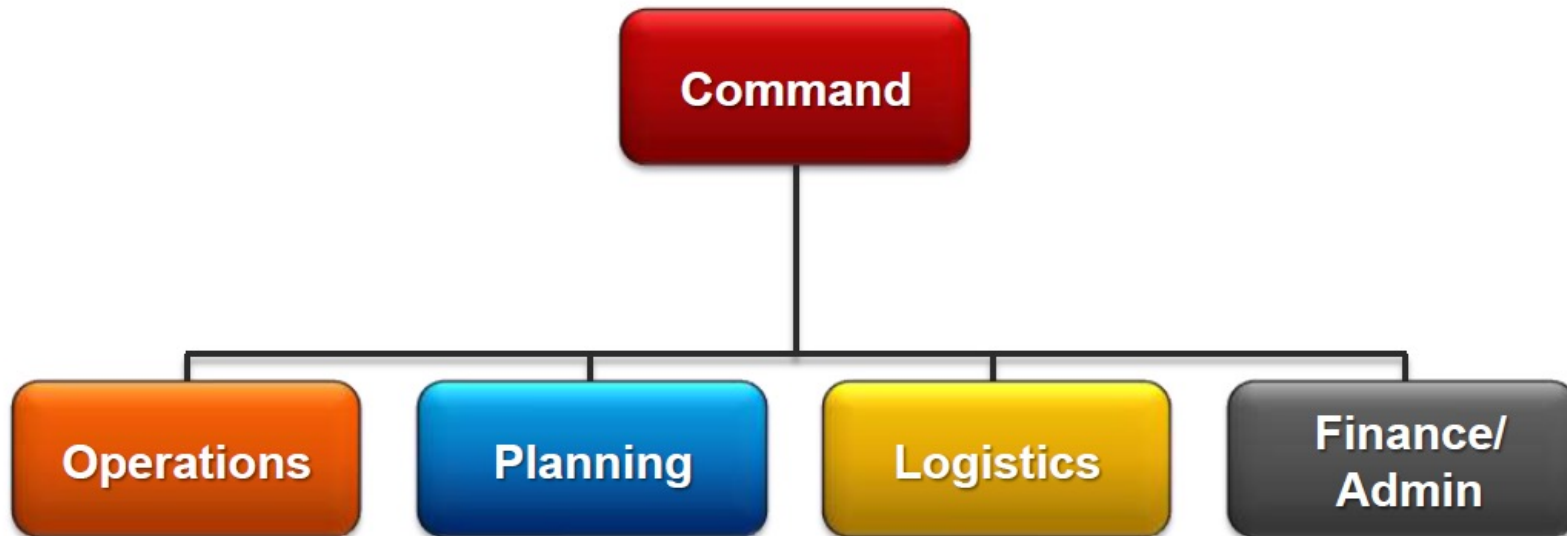
- ▶ Common terminology
- ▶ Well defined structure
- ▶ Manageable span of control
- ▶ Comprehensive resource management
- ▶ Integrated communications
- ▶ Consolidated incident action plans
- ▶ Accountability

# ICS Components



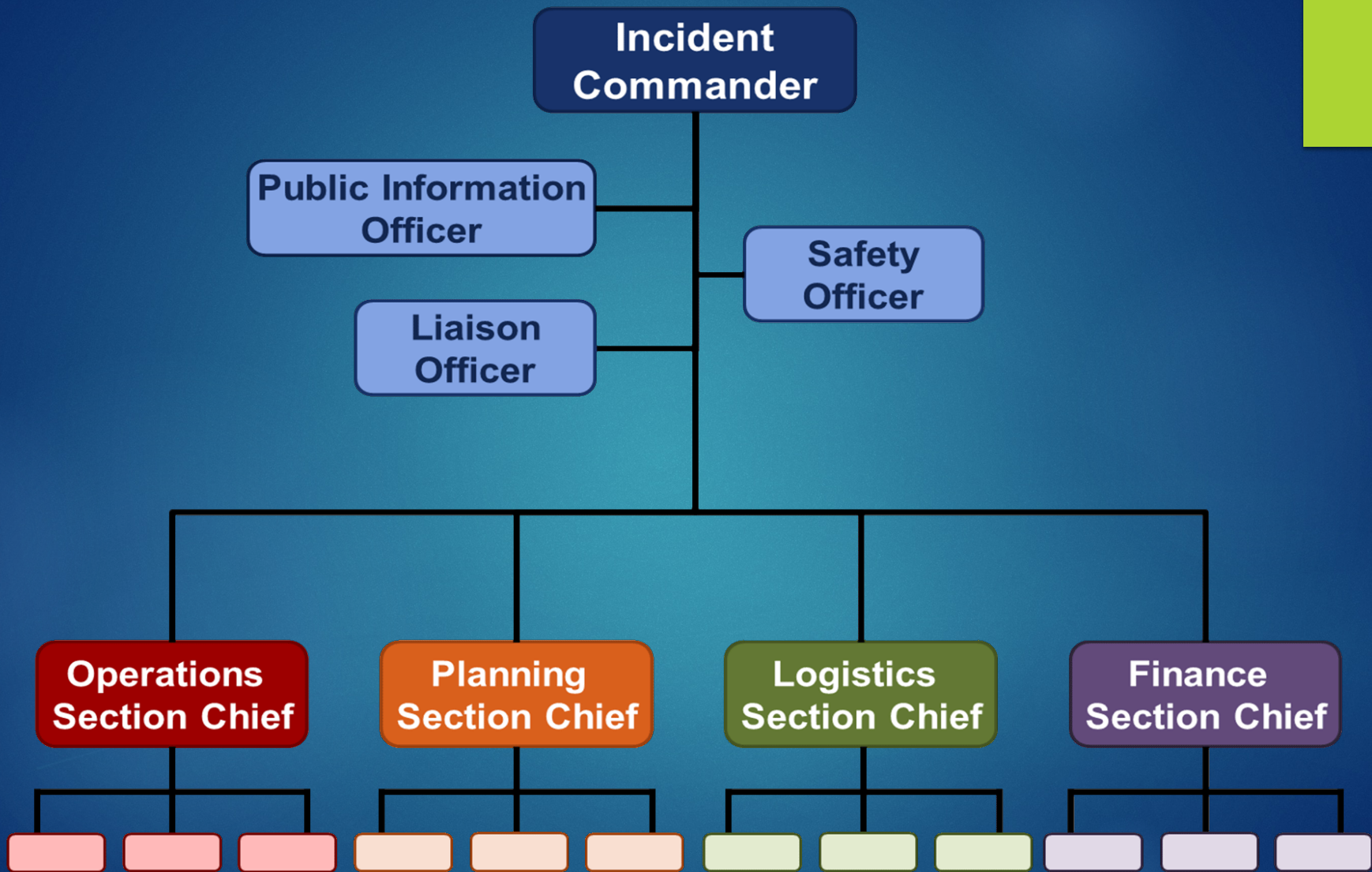
- ▶ ICS includes 5 functional areas that form the foundation
  - ▶ Incident command
  - ▶ Operations
  - ▶ Planning
  - ▶ Logistics
  - ▶ Finance & Administration
  - ▶ Intelligence & Investigation (optional)

# FIVE PRIMARY ICS MANAGEMENT FUNCTIONS

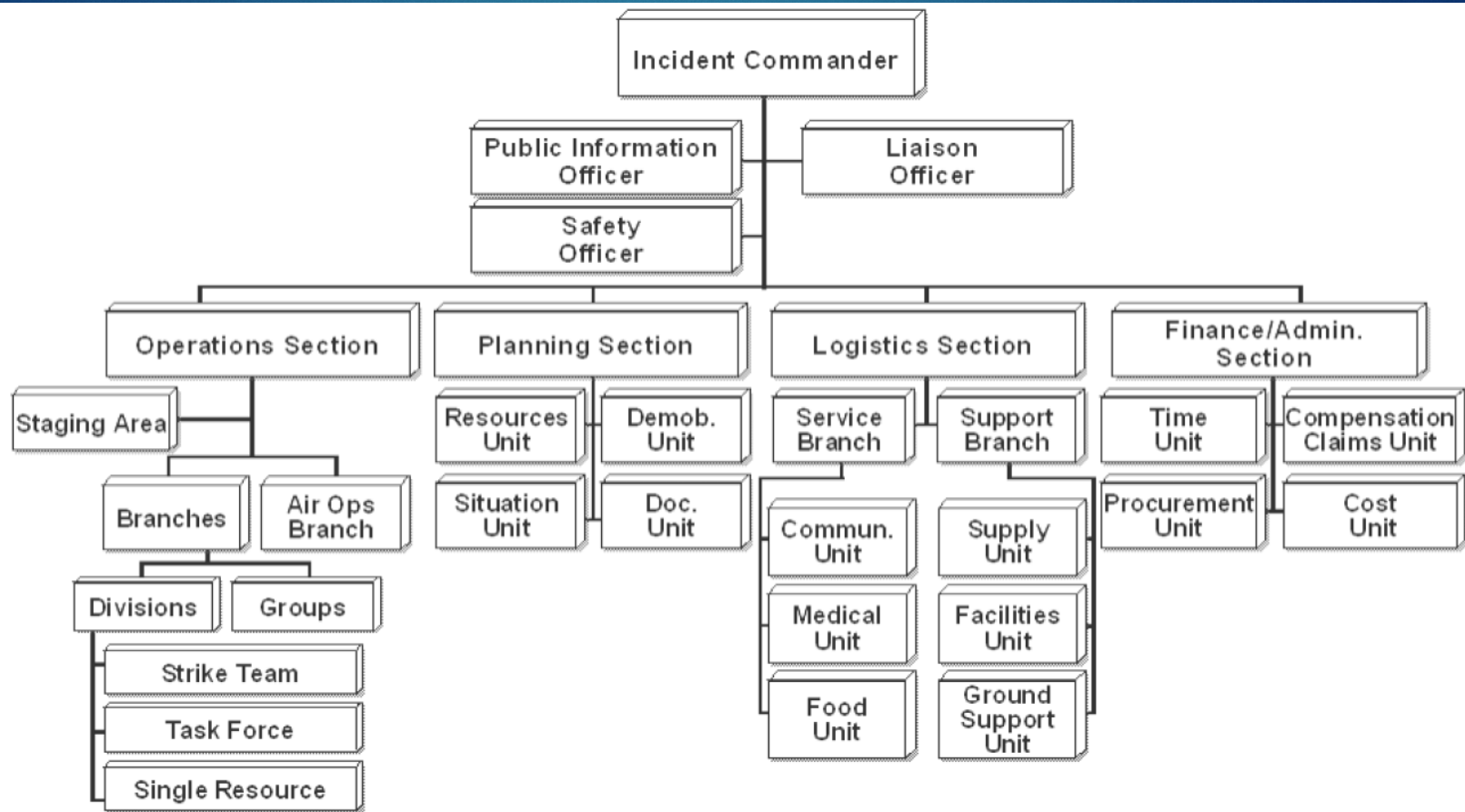


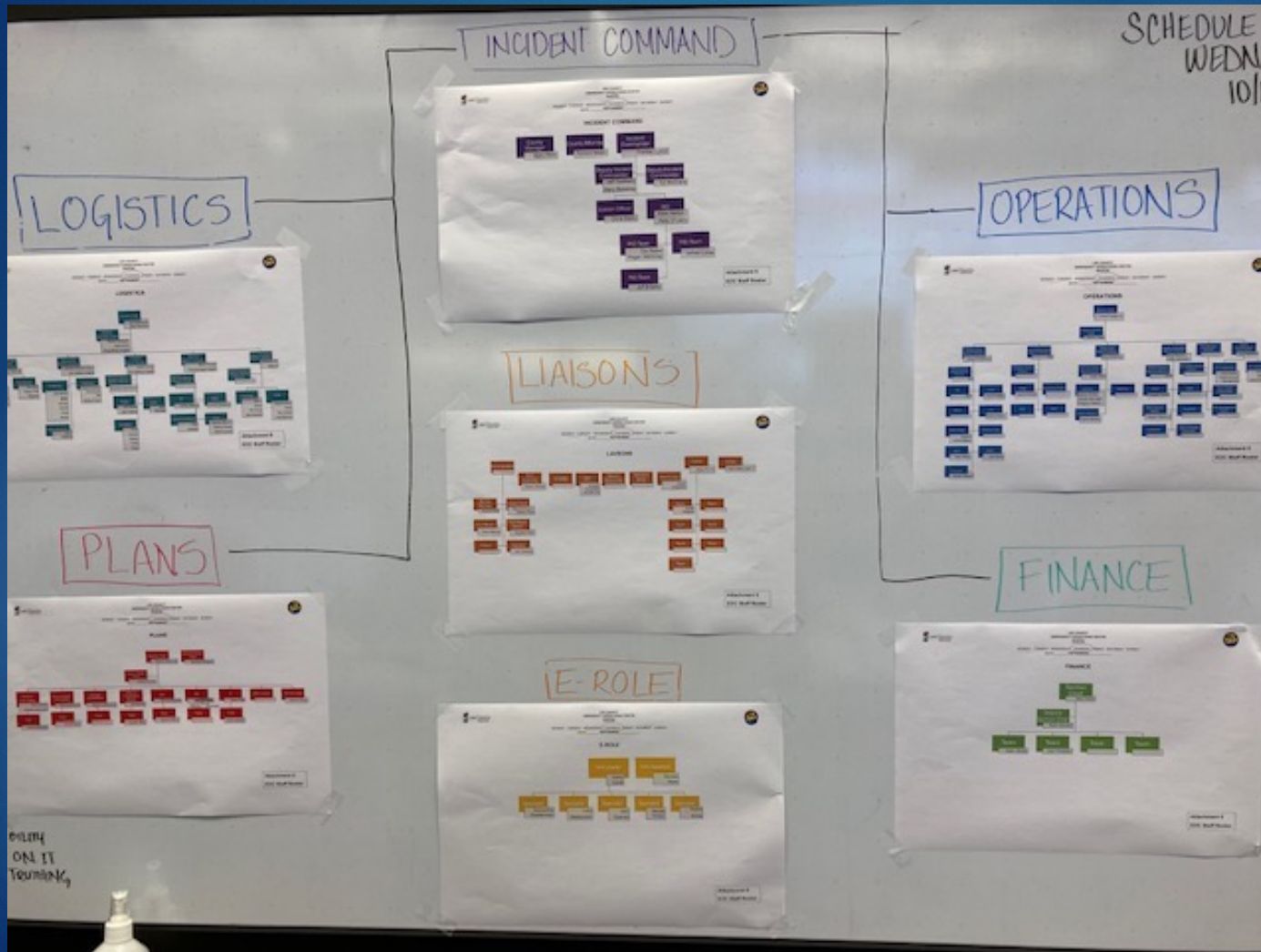
# ICS RESPONSE FUNCTIONS

- Command** ➤ **The “Boss”**
- Operations** ➤ **The “Do-ers”**
- Planning** ➤ **The “Thinkers”**
- Logistics** ➤ **The “Getters”**
- Finance/Admin** ➤ **The “Payers”**

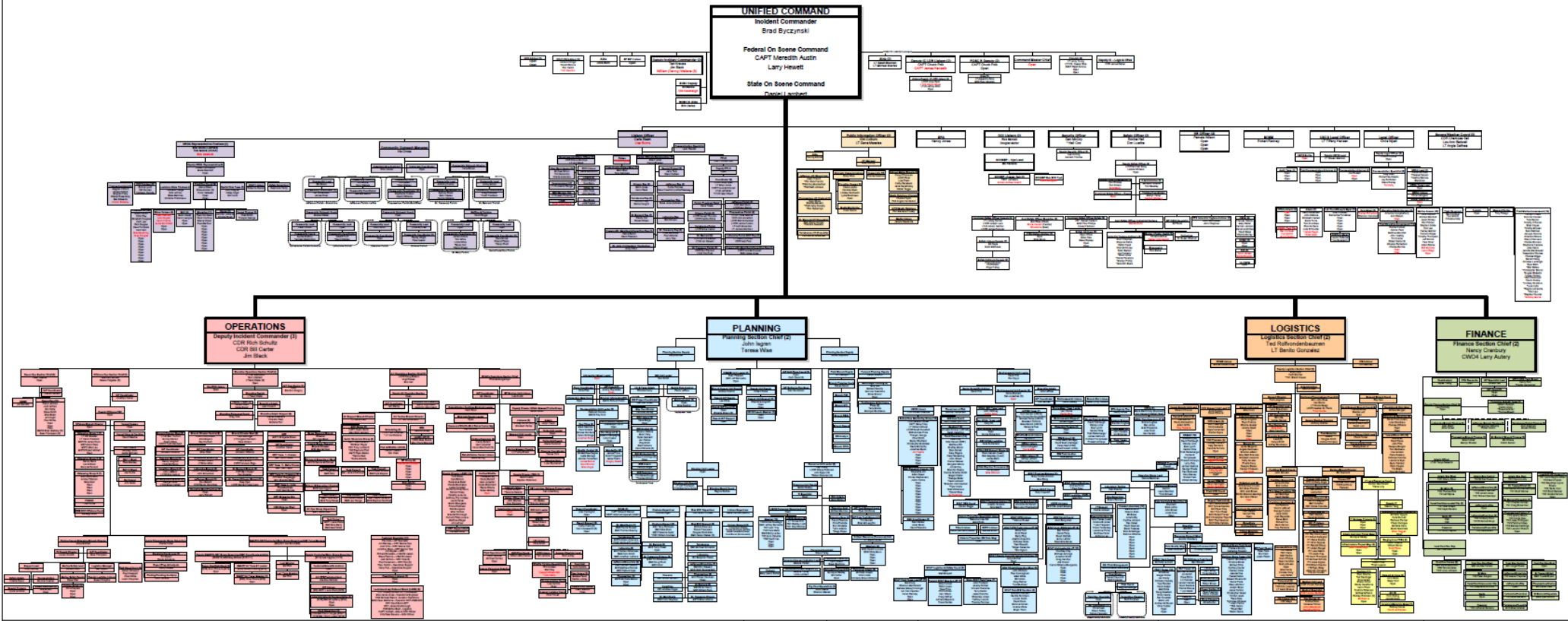








# DEEPWATER HORIZON - HOUMA INCIDENT MANAGEMENT TEAM



Changes from previous period noted in red

Position Count  
981

Approved  
18 August 2010

Operating Period  
19 August 2010 - 121

DEEPWATER HORIZON IMT

COMMON OPERATIONAL PICTURE  
SECTOR HOUMA

# Benefits of ICS on Incident Management

- ▶ Clarifying chain of command and supervision responsibilities
- ▶ Leveraging interoperable communications systems and plain language
- ▶ Providing an orderly, systematic planning process
- ▶ Implementing a common, flexible, predesigned management structure.
- ▶ Fostering cooperation between diverse disciplines and agencies.



# HOPE AACR and ICS

No matter the location or incident, both HOPE AACR volunteers and professional emergency management personnel use a consistent ICS organizational structure. ICS is used by emergency responders across the country to manage emergency operations. When HOPE AACR deploy, they become part of that system.

# HOPE AACR Response

- ▶ When requested in accordance with standard operating procedures developed by the sponsoring organization to assist emergency response personnel
- ▶ In planned, nonemergency settings

# HOPE AACR Organization and General Operations within ICS

- ▶ The HOPE AACR Team Leader directs team activities
- ▶ The Team Leader organizes canine teams into groups, sections buildings or locations
- ▶ The Team Leader maintains a span of control and adds additional TLs or a HAR as needed.
- ▶ On large deployments HOPE teams or Team Leader may assume ICS roles as Logistics, Planning etc. within our organization

# HOPE AACR Team Leader

- ▶ Determines an overall strategy
- ▶ Deploys teams and resources
- ▶ Documents
- ▶ Provides overall leadership
- ▶ Ensures incident safety
- ▶ Responsible for all functions until delegated
- ▶ Provides information to internal and external parties
- ▶ Establishes and maintains liaison with other responders
- ▶ Takes direction from an agency official



# Organizational Flexibility



ICS is meant to be flexible; it can expand or contract

- ▶ We try to do the greatest good for the greatest number
- ▶ Maintain span of control
- ▶ Accountability of HOPE AACR volunteers
- ▶ Adjust to maintain team safety

# ICS Structure as a Management Tool

- ▶ Ensures the safety of responders, community members, and others
- ▶ Ensures efficient use of resources
- ▶ Promotes communication and information flow between HOPE AACR and the IC

# Integration of HOPE AACR into the Response Framework

HOPE AACR should coordinate with the local, regional, and state emergency managers regarding capabilities, and other pertinent information and have HOPE included in the area's emergency management plans.



# Chain of Command Communications

- ▶ HOPE AACR follows the ICS structure for communications
- ▶ Each HOPE member reports only to his or her Team Leader
- ▶ The Team Leader reports to the requesting agency representative (fire, law enforcement, Red Cross, school official etc.) and takes direction from that person until otherwise directed.

# Sharing Information with the Right People

- ▶ Throughout the disaster response, ICS responders—both uniformed and volunteers—need to talk *up* the command chain one slot to their supervisor and *down* one to everyone they supervise.
- ▶ Adhering to this principle, channels necessary information to the correct people and helps avoid overburdening communications channels.
- ▶ Remember that resources should not be deployed unless appropriate authorities request and dispatch them through established resource management systems. All incident personnel should check in/check out and complete only those assignments communicated to them.

# Communicating with the Media

- ▶ HOPE members should refrain from speaking to the media and instead refer any media inquiries to the Team Leader
- ▶ The Team Leader should refer media inquiries to the Public Information Officer (PIO).



# Communicating with the Media

- ▶ If the PIO refers media to the Team Leader or otherwise authorizes the Team Leader to speak with the media, the Team Leader should:
  - Establish an area for briefing the media if necessary.
  - Be careful about releasing information, by making sure it is both accurate and approved for release, while also keeping in mind people's right to privacy.
  - Not feel compelled to answer every question asked.



# Communicating with Requesting Agencies

- ▶ Each HOPE member only has a small picture of what's going on.
- ▶ At a higher level, other mission priorities are being organized.
- ▶ The HOPE Team Leader needs to regularly communicate with the requesting agency with regard to incident status, team member assignments, and resources used and required. This information is vital for tracking the overall situation.



# How do I learn more?

- ▶ ICS 100 – Introduction to the Incident Command System (Core 4 )
- ▶ ICS 200 – Basic Incident Command System for Initial Response
- ▶ ICS 700 - Introduction to National Incident Management System (Recommended)
- ▶ ICS 800 - National Response Framework, An Introduction

# How do I learn more?

- ▶ ICS 300 – Intermediate ICS for Expanding Incidents
  - ▶ This course is in person and requires the four previous courses as pre-requisites.
  - ▶ Recommend for Team Leaders and potential HARs



# How do I learn more?

- ▶ Participate in exercises
  - ▶ All larger State and Federal exercises utilize ICS



# A practical example

- ▶ Who has been part of an ICS structure in the past?
- ▶ Who has been to a wedding?
- ▶ Let's introduce Operation Bridezilla!



# THE WEDDING...

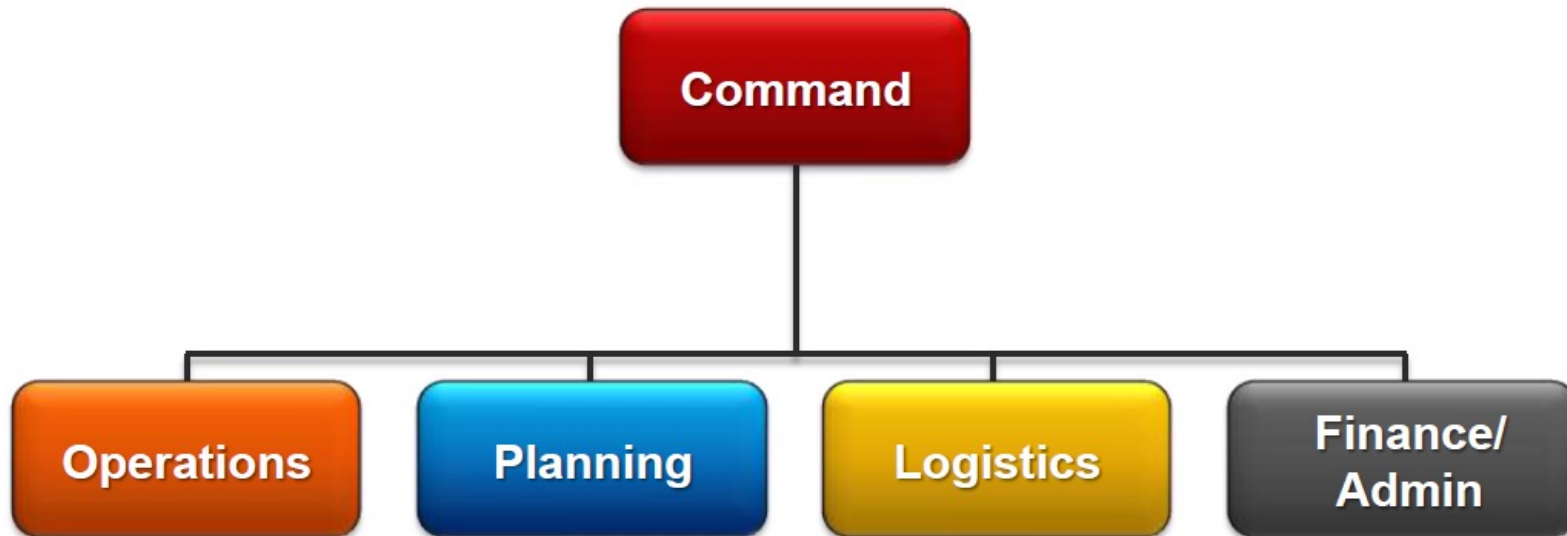
Bridal Shower      Drinks      Accommodations  
Billing      Invitations      Gifts      Clothing (Her)      Cake  
Rehearsal      Hair Styling      Bachelor Party  
Licenses      Photos      Reception      Music  
Food      Clothing (Him)      Rings  
Transportation      Rentals      Ceremony  
Service Providers      Travel      Venues      Flowers  
Registry

# THE WEDDING...

## Potential problem areas?

- ❖ Organization
- ❖ Communication
- ❖ Planning
- ❖ Span of control
- ❖ Facilities
- ❖ Resources
- ❖ Costs

# FIVE PRIMARY ICS MANAGEMENT FUNCTIONS

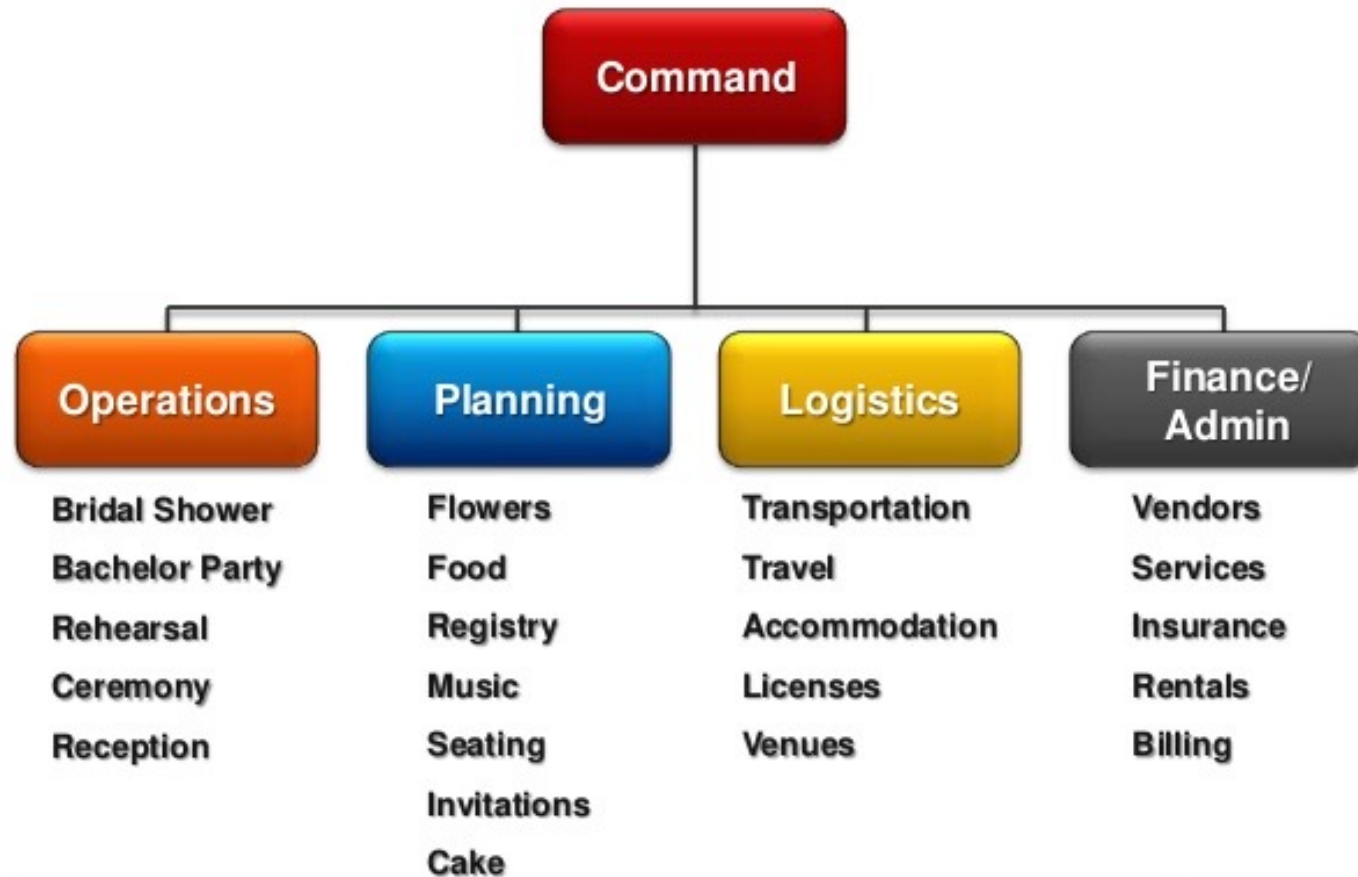


# THE WEDDING...

Bridal Shower  
Drinks  
Accommodations  
Billing  
Invitations  
Gifts  
Clothing (Her)  
Cake  
Rehearsal  
Hair Styling  
Bachelor Party  
Licenses  
Photos  
Reception  
Music  
Food  
Clothing (Him)  
Rings  
Transportation  
Rentals  
Ceremony  
Service Providers  
Travel  
Venues  
Flowers  
Registry



# “OPERATION BRIDEZILLA”



# Questions?

